



# Knotty Pine

*Knotty pine doors are a timeless classic exhibiting the natural beauty of solid pine wood. The light color of the knotty pine interior doors makes them an excellent choice for many color schemes and design styles. Rustic and country interiors as well as traditional settings benefit from the knotty pine door.*



2 Panel Arch Top  
V-Groove Knotty Pine



2 Panel Square Top  
V-Groove Knotty Pine



6 Panel Knotty Pine  
Single Hip



2 Panel Arch Top  
V-Groove Knotty Pine  
Bifold



2 Panel Square Top  
V-Groove Knotty Pine  
Bifold



6 Panel Knotty Pine  
Single Hip  
Bifold

## Raised Panel Doors



*Available in  
Single & Double Hip*

Colonial 6 Panel



*Available in  
Single & Double Hip*

Colonial 4 Panel



*Available in  
Single Hip Only*

Malaga Clear  
2 Panel Arch Top



*Available in  
Single & Double Hip*

Raised Single Hip  
6 Panel Bifold



Colonial 2 Raised  
Panel Bifold

## French



5 Lite



5 Lite Primed



10 Lite

Available in Primed  
In 2/0 Only



15 Lite



15 Lite Primed



6 Lite



12 Lite



12 Lite Primed



18 Lite



18 Lite Primed



*French doors speak class and elegance in any home. They give a refined feel to the room and are very attractive. They are a work of art in their own right.*



## French



Available in 8/0

Clear Pine One Lite  
Ovolo Sticking



Available in 8/0

Primed Shaker One Lite  
Square Sticking



Available in  
Stain-Grade

Primed Shaker  
One Lite Frosted



Primed 5 Panel Shaker  
with Frosted Glass

*Full lite French Doors let in light that adds warmth to the interior of the home. They have a certain appeal that is simple as well as eye-catching.*

## Shaker Style Primed



1 Panel Shaker 6/8



2 Panel Shaker 6/8



3 Panel T-Shaker 6/8



5 Panel Shaker 6/8



1 Panel Shaker 8/0



2 Panel Shaker 8/0



3 Panel T-Shaker 8/0



6 Panel Shaker 8/0



2 Panel Shaker Bifold  
6/8 Only

## Shaker Style Clear

*Our clear pine shaker style doors are composed of veneered and engineered solid core pine stiles and rails. Shaker panels are solid MDF with a hardwood veneer.*



Available in 8/0

2 Panel



Available in 8/0

3 Panel



5 Panel



6 Panel



1 Panel

### Benefits of Primed Doors

- No raised wood grain when painting – smoother finish
- No veneer bubbles from water-based paints on primed doors
- MDF stile and rail veneers are a much harder surface than pine and less susceptible to dents or damage
- Can use water-based top coat on primed doors

## Barn Door / Knotty Pine U-Groove

*We offer the rustic look of Knotty Pine, the traditional look of Clear Pine and the more contemporary look of the Primed flat panel shakers. Primed doors can be painted to match any color scheme. Barn Doors are available in a number of patterns*



Z-Brace



X-Brace



Half Z-Brace



Half X-Brace



Double Z-Brace



Mid-Bar



British Brace

*Knotty Pine Barn Doors  
Available in 3/0 x 8/0*



## Barn Door / Clear Pine



One Panel



Z-Brace



X-Brace



Half Z-Brace



Half X-Brace



Double Z-Brace



Mid-Bar



British Brace

## Barn Door / Primed



One Panel



Z-Brace



X-Brace



Half Z-Brace



Half X-Brace



Double Z-Brace



Mid-Bar



Double X-Brace




British Brace

# Louver

Louver doors provide superior air flow allowing warm or cool air to travel between rooms, even when the door is shut. Good for closets so that air does not become stale around clothing, blankets or toiletries.

Better ventilation for utility closets and for rooms where moisture accumulates (mud rooms, basement areas, etc.)



Louver/Louver  
Slotted "Ship Lap"  
Bifold Primed



Louver/Louver  
Bifold



Louver/Louver  
Primed Bifold



Louver  
Over Raised  
Panel Bifold



Available in 8/0

Louver/Louver  
Stain-Grade Door



Louver/Louver  
Primed Door



Available in 8/0

Louver/Louver  
Stain-Grade  
Plantation



Louver/Louver  
Primed  
Plantation



## Specialty



One Lite Frosted  
Shaker French Door



One Lite Frosted  
Primed Shaker French Door



Primed Frosted Glass  
Five Panel Shaker



Full Lite Pantry




Full Lite Laundry



## Exterior Doors / Insulated Glass



One Lite



3/4 One Lite  
Over Raised Panel



One Lite Over  
3 Vertical Panels



## Finishing Instructions

- Remove door from frame and lay flat for best performance.
- Sand the entire door lightly, using #180 grit sand paper (heavy veneers). Always sand in direction of the grain.
- Thoroughly remove all dust prior to applying finish. A tack cloth is recommended - be sure to follow tack cloth manufacturers instructions.
- **DO NOT USE COMPRESSED AIR** to blow off door as moisture in air will cause water spotting on stained finishes.

## Painting Doors

- **SELECT A HIGH-QUALITY OIL BASED PIGMENTED PRIMER** (water based finishes may raise grain).
- **DO NOT USE WATER BASED PRIMER OR PAINT. WATER BASED FINISHES WILL VOID ALL WARRANTIES.** An exterior grade paint must be used on all exterior doors. Cover all surfaces evenly.
- **BE SURE TO SEAL TOP AND BOTTOM** of doors as well as all sides.
- **APPLY A MINIMUM OF TWO TOP COATS** - sanding between coats. For glazed doors, allow top coat to lap onto glass 1/16" to protect from moisture.
- **DO NOT USE BLACK OR DARK COLORED TOP COATS** on doors that will be exposed to direct sunlight for extended periods of time throughout the daylight hours.

## Staining Doors

- Use a recommended OIL BASED pre-stain or conditioner prior to staining. Apply OIL BASED semitransparent stain or clear under coat as recommended for exterior or interior application. Apply three coats of clear top coat varnish or polyurethane and lightly sand between coats. Exterior finishes must have Ultra Violet (UV) inhibitors. For glazed doors, allow top coat to lap onto glass to protect from moisture.



## Style & Size

PANEL DOORS / 4 PANEL		1/0	1/2	1/3	1/4	1/6	1/8	1/10	2/0	2/2	2/4	2/6	2/8	2/10	3/0	3/4
4 PNL - Single Hip	6/8				•	•	•		•		•	•	•		•	
4 PNL - Single Hip	8/0				Discontinuing - Call for Availability											
4 PNL - Double Hip	6/8	•			•	•	•		•		•	•	•		•	
4 PNL - Double Hip	8/0				•	•	•		•		•	•	•		•	
PANEL DOORS / 6 PANEL		1/0	1/2	1/3	1/4	1/6	1/8	1/10	2/0	2/2	2/4	2/6	2/8	2/10	3/0	3/4
6 PNL - Single Hip	6/8	•	•	•	•	•	•	•	•	•	•	•	•	•	•	
6 PNL - Single Hip	7/0				Discontinuing - Call for Availability - Double Hip Only											
6 PNL - Single Hip	8/0					•			•		•	•	•		•	
6 PNL - Double Hip	6/8	•	•	•	•	•	•	•	•	•	•	•	•	•	•	
6 PNL - Double Hip	7/0					•			•		•	•	•	•	•	
6 PNL - Double Hip	8/0					•			•		•	•	•		•	
FRENCH DOORS - ONE LITE CLEAR PINE w/OVOLO Sticking		1/0	1/2	1/3	1/4	1/6	1/8	1/10	2/0	2/2	2/4	2/6	2/8	2/10	3/0	3/4
Full Lite CLEAR Glass	6/8					•			•		•	•	•	•	•	
Full Lite CLEAR Glass	8/0					•			•		•	•	•		•	
Full Lite FROSTED Glass	6/8				Discontinuing - Available in Limited Widths											
CLEAR PINE SHAKER - FRENCH DOORS ONE LITE w/Square Sticking		1/0	1/2	1/3	1/4	1/6	1/8	1/10	2/0	2/2	2/4	2/6	2/8	2/10	3/0	3/4
FROSTED Glass	6/8					•			•		•	•	•		•	
PRIMED SHAKER FRENCH DOORS ONE LITE w/Square Sticking		1/0	1/2	1/3	1/4	1/6	1/8	1/10	2/0	2/2	2/4	2/6	2/8	2/10	3/0	3/4
Full Lite CLEAR Glass	6/8					•			•		•	•	•		•	
Full Lite CLEAR Glass	8/0					•			•		•	•	•		•	
Full Lite FROSTED Glass	6/8					•			•		•	•	•		•	
Full Lite FROSTED Glass	8/0					•			•		•	•	•		•	
FRENCH DOORS CLEAR PINE CLEAR GLASS		1/0	1/2	1/3	1/4	1/6	1/8	1/10	2/0	2/2	2/4	2/6	2/8	2/10	3/0	3/4
5 Lite - 15 Lite	6/8				•	•	•		•		•	•	•	•	•	
6 Lite - 18 Lite	8/0					•			•		•	•	•		•	
10 Lite	6/8								•		•	•	•		•	
PRIMED FRENCH DOORS CLEAR GLASS		1/0	1/2	1/3	1/4	1/6	1/8	1/10	2/0	2/2	2/4	2/6	2/8	2/10	3/0	3/4
5 Lite - 15 Lite	6/8				•	•			•		•	•	•		•	
12 Lite	8/0								•		•	•	•		•	
18 Lite	8/0										•	•	•		•	
KNOTTY PINE DOORS		1/0	1/2	1/3	1/4	1/6	1/8	1/10	2/0	2/2	2/4	2/6	2/8	2/10	3/0	3/4
2 PNL - Arch Top	6/8 VGroove					•	•		•		•	•	•	•	•	
2 PNL - Arch Top	8/0 VGroove					•	•		•		•	•	•		•	
2 PNL - Square Top	6/8 VGroove					•			•		•	•	•	•	•	
6 PNL - Knotty Single Hip	6/8					•			•		•	•	•		•	
KNOTTY PINE BIFOLDS		1/0	1/2	1/3	1/4	1/6	1/8	1/10	2/0	2/2	2/4	2/6	2/8	2/10	3/0	3/4
2 PNL - Arch Top	79" VGroove								•		•	•	•		•	
2 PNL - Square Top	79" VGroove								•		•	•	•		•	
3 PNL - Knotty	79"				Discontinuing - Available in Limited Widths											
LAUNDRY DOOR		1/0	1/2	1/3	1/4	1/6	1/8	1/10	2/0	2/2	2/4	2/6	2/8	2/10	3/0	3/4
Full Lite Etched	6/8												•		•	
LOUVER/LOUVER DOORS		1/0	1/2	1/3	1/4	1/6	1/8	1/10	2/0	2/2	2/4	2/6	2/8	2/10	3/0	3/4
Louver	6/8	•		•	•	•	•	•	•	•	•	•	•	•	•	
Primed Louver	6/8	Limited Availability							•		•	•	•	•	•	
Louver	7/0	Limited Availability							•		•	•	•	•	•	
Louver	8/0	Limited Availability							•		•	•	•	•	•	
PLANTATION LOUVER/LOUVER DOORS		1/0	1/2	1/3	1/4	1/6	1/8	1/10	2/0	2/2	2/4	2/6	2/8	2/10	3/0	3/4
Plantation Louver	6/8					•			•		•	•	•		•	
Plantation Louver	8/0					•			•		•	•	•		•	
Primed Plantation Louver	6/8					•			•		•	•	•		•	
Primed Plantation Louver	8/0								Limited Availability							

<b>MALAGA CLEAR PINE ARCH TOP</b>		1/0	1/2	1/3	1/4	1/6	1/8	1/10	2/0	2/2	2/4	2/6	2/8	2/10	3/0	3/4
2 PNL - Arch Top	6/8				•	•	•		•		•	•	•		•	
2 PNL - Arch Top	8/0					•	•		•		•	•	•		•	
<b>PANTRY DOOR</b>		1/0	1/2	1/3	1/4	1/6	1/8	1/10	2/0	2/2	2/4	2/6	2/8	2/10	3/0	3/4
Full Lite Etched	6/8								•		•	•	•		•	
<b>BARN DOORS</b>		1/0	1/2	1/3	1/4	1/6	1/8	1/10	2/0	2/2	2/4	2/6	2/8	2/10	3/0	3/4
One Panel Clear Pine Shaker	7/0			•		•			•		•	•	•	•	•	•
One Panel Knotty Pine U-Grv	7/0														•	•
One Panel Knotty Pine U-Grv	8/0														•	
Primed One Panel Shaker	7/0														•	•

Knotty Pine Dressing Boards	21/64" x 4 1/2" x 84"
Clear Pine Dressing Boards	1/2" x 4 1/2" x 84"
Primed Dressing Boards	1/2" x 4 1/2" x 84"


<b>SHAKER DOORS / CLEAR</b>		1/0	1/2	1/3	1/4	1/6	1/8	1/10	2/0	2/2	2/4	2/6	2/8	2/10	3/0	3/4
One Panel	7/0			•		•			•		•	•	•		•	
Two Panel	6/8				•	•	•		•		•	•	•		•	
Two Panel	8/0				•	•			•		•	•	•		•	
Three Panel - T	6/8					•			•		•	•	•		•	
Three Panel - T	8/0					•			•		•	•	•		•	
Five Panel	6/8				•	•	•		•		•	•	•		•	
Five Panel	8/0				•	•			•		•	•	•		•	
<b>SHAKER DOORS / PRIMED</b>		1/0	1/2	1/3	1/4	1/6	1/8	1/10	2/0	2/2	2/4	2/6	2/8	2/10	3/0	3/4
One Panel	6/8					•			•		•	•	•		•	
One Panel	8/0					•			•		•	•	•		•	
Two Panel	6/8				•	•	•		•		•	•	•		•	
Two Panel	8/0				•	•			•		•	•	•		•	
Three Panel - T	6/8					•			•		•	•	•		•	
Three Panel - T	8/0					•			•		•	•	•		•	
Five Panel	6/8				•	•	•		•		•	•	•		•	
Five Panel	8/0				•	•	•		•		•	•	•		•	

<b>PRIMED FROSTED GLASS 5 PANEL</b>		1/0	1/2	1/3	1/4	1/6	1/8	1/10	2/0	2/2	2/4	2/6	2/8	2/10	3/0	3/4
Frosted Glass Five Panel Shaker	6/8					•			•		•	•	•		•	

<b>SLOTTED BIFOLD / PRIMED</b>		1/0	1/2	1/3	1/4	1/6	1/8	1/10	2/0	2/2	2/4	2/6	2/8	2/10	3/0	3/4
Shiplap Style	6/8								•		•	•	•		•	

## ONE YEAR LIMITED WARRANTY ON DOORS

Summit Specialty International LLC doors are warranted to be of sound material and workmanship and to be free of defects which would cause the door to be unfit for ordinary recommended use for the period of twelve months from the date of shipments provided the handling, installation and finishing instructions included in the packaging of each door are followed. A normal characteristic of kiln-dried wood is minor swelling and shrinking of parts made from wood. This may occur with variations in climactic and atmospheric conditions such as humidity and temperature and is not a defect hereunder. Natural variations in the color or texture of the wood are not considered defects. Warp in the plane of the door itself will be considered a defect only if it exceeds one-quarter inch (1/4") when measured as a deviation from a straight edge. Doors over 3'-0" wide or 7'-0" high are excluded from the warranty against warp. Improper hanging of the door or unsquare door frames is not considered as defects. Any doors found to be defective by the Seller will be repaired, replaced or purchase price will be refunded at the option of Summit Specialty International LLC provided the handling, installation and finishing instructions have been followed and written notice of a defect covered by the limited warranty has been given to Summit Specialty International LLC within the one year warranty period. An extended warranty period is granted solely for seal failure on insulated glass units (moisture between glass) for a period of ten (10) years from the date of manufacture. At Seller's sole discretion, the replacement door or glass will be shipped FOB Summit factory. Seller will not, under any circumstances, be liable for installation, refinishing or painting. Cracked or broken glass is not covered by this warranty. The glass warranty will be void if the product is not properly installed according to Seller's installation instructions, or is used in or around swimming pools, saunas or greenhouse enclosures: or, if installed over 5,000 ft. above sea level unless units were ordered with high altitude breather tubes. No agent, employee or representative of Seller has any authority to bind Seller to any affirmation, representation or warranty concerning Sellers' products, except as expressly stated herein. The foregoing is in lieu of all other expressed warranties. All implied warranties, including the implied warranties of merchantability or fitness for a particular purpose, are hereby limited in duration to the one-year period stated herein. The liability of Summit Specialty International LLC is expressly limited to the replacing or the repairing the defects of the door, or refunding at its option. Summit Specialty International LLC will not be liable for any other expense, injury, loss or damage, whether direct or consequential, arising in connection with the sale or use of or inability to use, any product of Summit Specialty International LLC, for any purpose. No purchaser shall be entitled to consequential damages as defined in the Uniform Commercial Code. Final determination of whether or not a defect exists shall be made solely by Seller in accordance with procedures established by Seller.



**Summit Specialty International LLC**

1350 Union Hill Road, Suite B · Alpharetta, GA 30004  
770.751.9566 · [www.summitbpl.com](http://www.summitbpl.com)